

Johannesburg

Continue to Bedfordview, Germiston

- 15 min (8.5 km)
- ↑ 1. Head east on Albertina Sisulu Rd toward Delters St
950 m
 - ↙ 2. Use the left 2 lanes to turn slightly left to stay on Albertina Sisulu Rd
3.2 km
 - ↙ 3. Use any lane to turn slightly left to stay on Albertina Sisulu Rd
⚠ Partial toll road
4.4 km

Follow N12 to R555 in Mpumalanga. Take exit 524 from N12




- 1 h (106 km)
- ↑ 4. Continue onto R24 (signs for N12)
⚠ Toll road
3.1 km
 - ↑ 5. Continue straight onto N12
⚠ Partial toll road
103 km
 - ↙ 6. Take exit 524 for R555 toward Ogies/eMalahleni
500 m


Take R547 and R544 to N17/R35 in Bethal


- 46 min (66.2 km)
- ↙ 7. Turn left onto R555
1.7 km
 - ↙ 8. Turn left at the 3rd cross street
3.2 km
 - ↗ 9. Slight right
3.2 km
 - ↑ 10. Continue onto R547
23.4 km
 - ↑ 11. Continue straight onto R544
23.3 km
 - ↘ 12. Turn right onto R35
11.3 km


Take N2 to P476 in KwaZulu-Natal. Exit from N2



4 h 5 min (363 km)


-  13. Turn left onto N17/R35
 Continue to follow N17
 Partial toll road

 55.6 km
-  14. Turn right onto Murray St

 550 m
-  15. Turn left onto Taute St

 1.1 km
-  16. Turn right onto Border St


 1.0 km
-  17. Turn left onto Voortrekker St/N2
 Continue to follow N2


 304 km
-  18. Take the exit toward P476


 500 m


Take R22 to your destination


1 h 34 min (95.4 km)



-  19. Turn left onto P476


 110 m
-  20. Turn right onto P2


 4.4 km
-  21. Turn left onto P476


 9.3 km
-  22. Turn left onto R22

 64.9 km
-  23. Turn right

 290 m
-  24. Turn right onto P466
 Go through 1 roundabout

 300 m
-  25. Continue onto A1108 Rd

 8.7 km
-  26. Continue straight

 6.0 km
-  27. Turn left

 1.4 km

Sodwana Bay National Park

3974

These directions are for planning purposes only. You may find that construction projects, traffic, weather, or other events may cause conditions to differ from the map results, and you should plan

2/7/2019

jhb to Sodwana Bay National Park, 3974 - Google Maps

your route accordingly. You must obey all signs or notices regarding your route.